

Environmental Product Declaration




In accordance with ISO 14025:2006 and EN 15804:2012+A2:2019/AC:2021 for:

Portland-composite cement CEM II/B-LL 32,5 R

from

Cementerie Aldo Barbetti S.p.a.



Programme:	The International EPD System, www.environdec.com
Programme operator:	EPD International AB
Type of EPD:	EPD of a single product from a manufacturer
EPD registration number:	EPD-IES-0028264:001
Version date:	2026-03-06
Approval date:	2026-03-06
Validity date:	2031-03-05

An EPD may be updated or depublished if conditions change. To find the latest version of the EPD and to confirm its validity, see www.environdec.com



GENERAL INFORMATION

Programme Information	
Programme:	The International EPD® System
Address:	EPD International AB Box 210 60 SE-100 31 Stockholm Sweden
Website:	www.environdec.com
E-mail:	support@environdec.com

Product Category Rules (PCR)
CEN standard EN 15804 serves as the Core Product Category Rules (PCR)
Product Category Rules (PCR): PCR 2019:14 Construction products, 2025-06-05 (version 2.0.1) UN CPC code 374
PCR review was conducted by: Greendesk, IVL Swedish Environmental Research Institute, Secretariat of the International EPD System, CTME, Concrete NZ, Monk Spaces, Aquafil SpA
c-PCR, if applicable: C-PCR-001 version:2025-04-08 cement & building lime (EN16908:2017+A1:2022) UN CPC code 374

Third-party Verification
Independent third-party verification of the declaration and data, according to ISO 14025:2006, via:
<input checked="" type="checkbox"/> Individual EPD verification without a pre-verified LCA/EPD tool Third-party verification: DNV Business Assurance Italia S.r.l. is an approved certification body accountable for the third-party verification. The certification body is accredited by: ACCREDIA Ente Italiano di Accreditamento. Procedure for follow-up of data during EPD validity involves third party verifier:
<input type="checkbox"/> Yes <input checked="" type="checkbox"/> No

The EPD owner has the sole ownership, liability, and responsibility for the EPD.

EPDs within the same product category but published in different EPD programmes, may not be comparable. For two EPDs to be comparable, they shall be based on the same PCR (including the same first-digit version number) or be based on fully aligned PCRs or versions of PCRs; cover products with identical functions, technical performances and use (e.g. identical declared/functional units); have identical scope in terms of included life-cycle stages (unless the excluded life-cycle stage is demonstrated to be insignificant); apply identical impact assessment methods (including the same version of characterisation factors); and be valid at the time of comparison.

For further information about comparability, see EN 15804 and ISO 14025. EPD complies with ISO 21930.

INFORMATION ABOUT EPD OWNER

Owner of the EPD: Cementerie Aldo Barbetti S.p.A

Address: Corso Garibaldi, 81 – 06024 Gubbio (PG)

Tel: **+39 (075)92381** Fax: **+39 (075)9238271**

Contact: Dott. Luigi Giglio Luigi_Giglio@barbetti.it / Ing. Andrea Cerquiglini Responsabile Coordinamento Tecnico E-mail: Andrea_Cerquiglini@barbetti.it

LCA practitioner commissioned by the EPD owner:

 <p>EPD SERVICE CONSULENZA CERTIFICAZIONI AMBIENTALI</p>	<p>Dott. Ing. Fabio Miseri E-mail: fabio.miseri@epdservice.it Phone: +39 3483532955 Web: www.epdservice.it</p>
--	---

Description of the organisation:

Cementerie Aldo Barbetti S.p.A. is a Gubbio-based business group that has invested heavily, aiming to improve energy consumption and product quality, with positive environmental impacts. The experience gained through years of constant research and development guarantees cutting-edge solutions with a production cycle that, thanks to the introduction of computerized systems, guarantees optimal and consistent processing parameters and consistent quality. In 2024, the total cement production of the Cementerie Aldo Barbetti S.p.A. group was 867,363 tonnes. The Gubbio plant has an integrated management system certified according to the UNI EN ISO 14001:2015 and UNI EN ISO 9001:2015 standards. Furthermore, it implements an occupational safety management system and a non-certified energy management system. The decision to pursue environmental certification, according to the ISO 14001 standard, is the result of CAB's commitment to making its management increasingly open and transparent through constant monitoring of all environmental aspects relating to its business. This approach has led to significant simplifications in terms of process control and the identification of environmental performance indicators. CAB has implemented the principles contained in the Environmental Policy by defining an organizational structure that clearly and unambiguously identifies roles, responsibilities, and competencies, enabling it to implement a management system aimed at continuously improving its environmental performance. To identify the sectors or the production process phases that have significant impacts, CAB periodically conducts an environmental analysis of all activities, processes, and services. For each of these, the direct and indirect environmental aspects are identified and the associated impacts (environmental resources consumed, emissions into the environment, waste produced) are quantified. This analysis verifies which of the aforementioned environmental aspects are most significant in terms of their impact on the external environment. Based on the analysis, environmental objectives and targets are identified, along with the actions required to achieve these objectives, the necessary resources, responsible parties, and deadlines. To regulate activities that may impact the plant's environmental performance, procedures and operating standards have been defined that describe appropriate management methods. Particular attention was also paid to defining and implementing procedures for the qualification of supplies relevant to environmental aspects (such as, for example, suppliers and waste disposers) and for the proper management of any environmental emergencies. Monitoring and measuring the environmental performance of the site's activities is conducted both to monitor the overall system and to assess the achievement of objectives and targets. This verification is implemented through extensive monitoring of all significant environmental aspects, described in a dedicated plan, which also details data archiving procedures. Compliance with the relevant regulations, procedures and their effectiveness in complying with the environmental policy, is assessed periodically through an annual program of internal environmental audits and the management of reports of any non-compliance or preventive and corrective actions. The results achieved, thanks to the maintenance of the EMS and the implementation of the environmental program, are verified by Management during the periodic review.

In 2016, authorization was obtained for the production and marketing of a concrete aggregate (filler), compliant with the EN 12620:2002+A1:2008 standard, which was then renewed on 26/11/2018, for which the related patent was obtained in 2019. Furthermore, in 2022, the ETA certification was obtained which gives the filler the possibility of being considered "a type II addition" in the production of concrete. With Management Decision No. 13411 of the Umbria Region of December 29, 2021, which updated the Integrated Environmental Authorization for the Gubbio plant, the use of CSS-Combustibile was authorized as a partial replacement for fossil fuels, for a maximum quantity equal to 45% of the thermal requirement.

Product-related or management system-related certifications:

The Ravenna plant has a non-certified environmental, quality, occupational safety, and energy management system. Furthermore, with DET-AMB-2025-4907 of September 1, 2025, it obtained a Single Environmental Authorization (AUA).

PRODUCT INFORMATION

Product name:

Portland-composite cement CEM II/B-LL 32,5 R

Product identification:

Cement produced according to the requirements defined by EN 197/1..

Requisiti meccanici e fisici definiti come valori caratteristici						
Classe di resistenza	Resistenza a compressione MPa				Tempo di inizio presa	Stabilità (espansione)
	Resistenza iniziale		Resistenza normalizzata			
	2 giorni	7 giorni	28 giorni		min	mm
32,5 L ^{a)}	-	≥12,0	≥32,5	≤52,5	≥75	≤10
32,5 N	-	≥16,0				
32,5 R	≥10,0	-				
42,5 L ^{a)}	-	≥16,0	≥42,5	≤62,5	≥60	
42,5 N	≥10,0	-				
42,5 R	≥20,0	-				
52,5 L ^{a)}	≥10,0	-	≥52,5	-	≥45	
52,5 N	≥20,0	-				
52,5 R	≥30,0	-				

a) Classe di resistenza definita solo per i cementi CEM III.

UN CPC code:

374 Plaster, lime and cement

Product description:

For the purposes of this Environmental Product Declaration, the bulk Portland-composite cement CEM II/B-LL 32,5 R produced at the Cementeria Aldo Barbetti S.p.a. plant in Ravenna (RA) in the reference year 2024, produced in a quantity of 47.209 tons, was analysed.

Cement is a finely ground inorganic material composed of essentially different natural materials with a statistically homogeneous composition. It is a hydraulic binder that, when properly dosed and mixed with aggregate and water, reacts to form a progressively hardening mass. This mass is characterized by the ability to bind inert solids, such as sand and gravel, to form concrete mixes, premixes, and mortars, the basic components of every building structure.

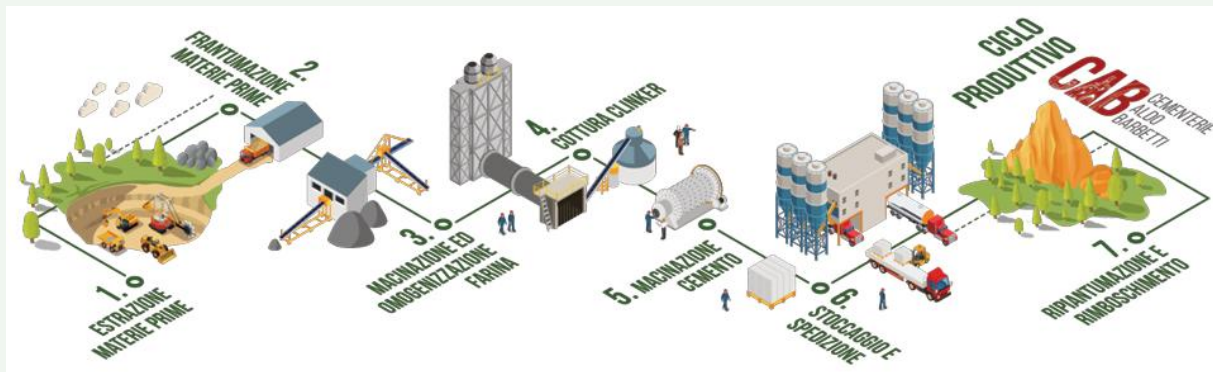


Figure 1 – The cement production cycle

- Raw material extraction and transportation of raw materials, fuels, recovered waste, and corrective materials (1).
- Crushing and storage of raw materials (2).
- Grinding and storage of raw materials (3).
- Clinker firing and storage (4).
- Cement grinding and storage (5-6).
- Bulk cement shipping.
- Bagging, palletizing, and shipping of bagged cement.
- Replanting and reforestation.

The product is covered by the EN/197-1 standard and is grouped within the following family of cements:

CEM II Portland Composite Cement: in addition to clinker, present in a percentage varying from 65 to 94%, its main constituents include granulated blast furnace slag, silica fume, pozzolana, fly ash, calcined shale, and limestone. Their properties are very similar to those of CEM I, making them suitable for the most common uses in the production of standard and prestressed reinforced concrete and prefabricated elements.

Name and location of production site(s):

Ravenna plant: V. Baiona, 228 48100 Ravenna (RA).

References to any relevant websites for more information or explanatory materials, if applicable.

Prodotti - Cementerie Aldo Barbetti

CONTENT DECLARATION

- The mass (weight) of one unit of a product, as purchased or per declared unit:
1000 kg
- Content of the product in the form of a list of materials and substances, and their mass:

Materials used	Name	[kg/t]	%	Hazardous environmental properties	Post-consumer recycled material, mass-% of product	Biogenic material mass-% of product	Biogenic material, kg C/product or declared unit
Natural raw materials	Limestone	152,48	15,06	Nessuna	0	0	0
	Gypsum	44,67	4,41	Nessuna	0	0	0
	Pozzolanic	0	0	Nessuna	0	0	0
Products	Marl	90,57	8,94	Nessuna	0	0	0
	Clinker	722,48	71,34	Si	0	0	0
Recovered waste	Ferrous sulfate, Additives, Blast furnace.	2,58	0,25	Nessuna	0	0	0
	Flying ashes	0	0	Nessuna	0	0	0
TOTALI:		1012,77	100		0	0	0

- The mass and the content of distribution and/or consumer packaging:
The product covered by the EPD is sold in bulk without packaging.
- Information on the environmental and hazardous/toxic properties of a substances contained in the product:

Dangerous substances from the candidate list of SVHC for Authorisation	EC No.	CAS No.	Weight-% per declared unit
Clinker for Portland cement	266-043-4	65997-15-1	5-100

The clinker content in the various types of cement is reported in the table below derived from the EN 197-1 standard.

Tipi principali	Denominazione dei 27 prodotti (tipi di cemento comune)	Composizione (percentuale in massa)*										Costituenti secondari		
		Costituenti principali												
		Clinker K	Lecca di alabastro S	Fumi di silice D ^b	Pozzolana naturale P	Pozzolana calcinata Q	Cenere volante silicea V	Cenere volante calcica W	Scisto calcinato T	Calce L LL				
CEM I	Cemento Portland	CEM I	95-100	-	-	-	-	-	-	-	-	-	-	3-5
	Cemento Portland alla loppe	CEM I/A-S CEM I/B-S	90-94 65-79	6-20 21-35	-	-	-	-	-	-	-	-	-	3-5
	Cemento Portland ai fumi di silice	CEM I/A-D	90-94	-	6-10	-	-	-	-	-	-	-	-	3-5
CEM II	Cemento Portland alla pozzolana	CEM II/A-P	90-94	-	-	6-20	-	-	-	-	-	-	-	3-5
		CEM II/B-P	65-79	-	-	21-35	-	-	-	-	-	-	-	3-5
		CEM II/A-Q CEM II/B-Q	90-94 65-79	-	-	-	6-20 21-35	-	-	-	-	-	-	3-5
	Cemento Portland alle ceneri volanti	CEM II/A-V	90-94	-	-	-	9-20	-	-	-	-	-	-	3-5
		CEM II/B-V	65-79	-	-	-	21-35	-	-	-	-	-	-	3-5
		CEM II/A-W CEM II/B-W	90-94 65-79	-	-	-	-	6-20 21-35	-	-	-	-	-	3-5
	Cemento Portland allo scisto calcinato	CEM II/A-T	90-94	-	-	-	-	-	9-20	-	-	-	-	3-5
		CEM II/B-T	65-79	-	-	-	-	-	21-35	-	-	-	-	3-5
		Cemento Portland al calcare	CEM II/A-L	90-94	-	-	-	-	-	-	6-20	-	-	-
	CEM II/B-L		65-79	-	-	-	-	-	-	21-35	-	-	-	3-5
	CEM II/A-LL CEM II/B-LL		90-94 65-79	-	-	-	-	-	-	-	6-20 21-35	-	-	3-5
	Cemento Portland composto ^{c)}	CEM II/A-M	90-94	6-20										3-5
CEM II/B-M		65-79	21-35										3-5	
CEM III	Cemento d'alabastro	CEM III/A	35-64	36-65	-	-	-	-	-	-	-	-	-	3-5
		CEM III/B	20-34	68-80	-	-	-	-	-	-	-	-	-	3-5
		CEM III/C	5-19	81-95	-	-	-	-	-	-	-	-	-	3-5
CEM IV	Cemento pozzolanico ^{b)}	CEM IV/A	65-89	-	11-35					-	-	-	3-5	
		CEM IV/B	45-64	-	35-55					-	-	-	3-5	
CEM V	Cemento composto ^{c)}	CEM V/A	40-64	18-30	-	18-30			-	-	-	-	3-5	
		CEM V/B	30-58	31-50	-	31-50			-	-	-	-	3-5	

a) I valori del prelievo si riferiscono alla somma dei costituenti principali e secondari.
b) La proporzione di fumi di silice è limitata al 10%.
c) Nei cementi Portland composti CEM III/A o CEM III/B, nei cementi pozzolanici CEM IV/A o CEM IV/B e nei cementi composti CEM V/A o CEM V/B i costituenti principali diversi dal clinker devono essere dichiarati nella discriminazione del cemento (vedere esempio al punto 5).

Common cements are produced according to EN 197-1 "Composition, specifications and conformity criteria for common cements"; hydraulic binders for non-structural applications (HB) are produced according to EN 15368; low heat of hydration (VLH) cements are produced according to EN 14216.

- Other information on substances with hazardous and toxic properties:
The "Cement Safety Data Sheet" (ref. Regulation 453/2010/EC) contains detailed information on the methods of use and preventive measures to avoid any potential risk to the health and safety of workers, which can be downloaded from the website [Cementerie Aldo Barbetti | CAB](#).
- The declared share of biogenic/recycled materials:

- Results per declared unit				
PARAMETERS	UNIT	A1-A3	kg CO ₂ eq. 1000 kg	% by mass
Biogenic carbon content W/O packaging	kg C	0	0	0,00%
Biogenic carbon content in accompanying packaging	kg C	0	0	0,00%
Note: 1 kg of biogenic carbon is equivalent to 44/12 kg of CO₂				

LCA INFORMATION

Functional unit or Declared unit:

Since cement is an intermediate product, it cannot be defined as a functional unit, and therefore no comparison with other construction materials can be made based on EPDs.

Declared unit: 1000 kg

Conversion factor to mass if mass is not used as functional/declared unit (not applicable for services).

NA

Reference service life:

EPD "cradle to gate" with RSL not declared because modules B1-B7 are not included.

Time representativeness:

Reference year of data (A3) 2024 for other data those of the related databases.

Geographical scope:

Italy

Database(s) and LCA software used:

The database used for model analysis is the **Ecoinvent V.3.11-EN15804** database, which provided all data relating to fuel and electricity production, material production, and transportation. For some products and waste used in the production process, it was necessary to reconstruct the processes performed to make the materials usable within the cement production cycle and thus allocate the share of environmental impacts deriving from the processes. **SimaPro CRAFT Analyst version 10.2.0.3**, provided by **PRé Consultants**, was the software used to develop the model and calculate the environmental impacts of the various indicators.

EPD/LCA Tool used:

NA

Description of system boundaries:

Cradle-to-gate.

The primary objective of the LCA study is to prepare the EPDs for the cements produced in the Company's two plants, to obtain certified data for the preparation of EPDs for derived products (concrete and mortars) for B2B communications. The study was designed to assess the environmental impact of

bulk cement production at the Ravenna cement plant. This was achieved through an LCA assessment incorporating cement production data from the Ravenna cement plant. This assessment is based on the one developed to calculate the environmental impact of clinker production at the Gubbio full-cycle cement plant.

Excluded life cycle stages:

The environmental performances reported in the following chapters are schematically represented within the process flow diagram reproduced below and refer to the extraction and/or production phases of raw materials and fuels and the related transport operations as well as the activities carried out within the plant.

The life cycle phases included in this EPD range from raw material extraction to cement production, all the way to **the cradle-to-gate stage, thus excluding the use and end-of-life phases**. This is permitted by the **EN 15804:2012+A2:2019/AC:2021** standard. The **cradle-to-gate** life cycle is permitted because the following conditions are met:

- the product is physically integrated with other products during installation and cannot be physically separated from them at the end of its life cycle;
- the product is no longer physically identifiable at the end of its life cycle, following the physical and chemical transformation process;
- the product does not contain biogenic carbon;
- the EPD is not intended for business-to-consumer communication.

Cement does not contain biogenic carbon. The negligible value (<1% as demonstrated in the LCA study) of the product's biogenic carbon mass highlighted in the environmental indicator calculations is due to the contribution of the share of electricity production, linked to biogenic sources.

The product end-of-life scenarios (C1-C4 and D) can be found in the EPDs produced for concrete and mortar.

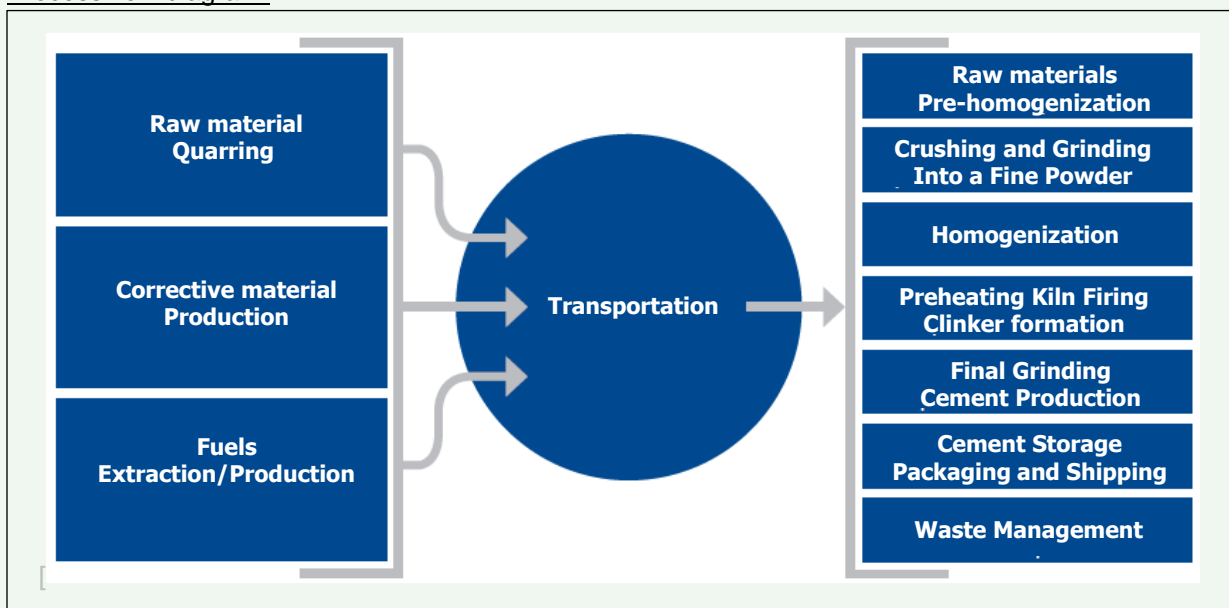
The LCA study adopted the modularity principle and complied with the PPP (Polluter Pays Principle).

The impacts resulting from the maintenance phases of production facilities were not considered, and can be ignored given their modest contribution, as demonstrated in the LCA study.

The following system limitations apply to production equipment and employees:

- Environmental impacts from infrastructure, buildings, production equipment, and tools that are not directly consumed in the production process should not be considered in the LCI;
- Personnel-related impacts, such as transportation to and from work, are not considered in the LCI.

Process flow diagram:



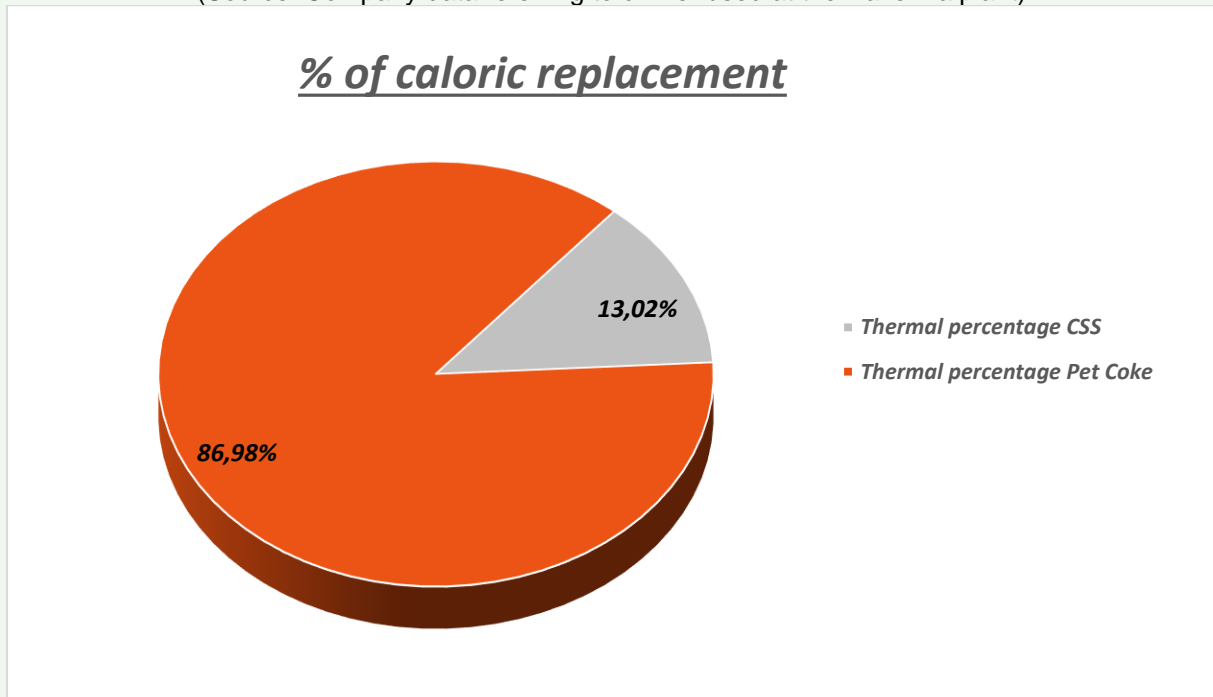
More information:

As regards the energy consumption of fuels, the following subdivision is available:

Fuel energy consumption	
Coal + Petcoke:	0,0562 t/t
CSS-Fuel	0,0102 t/t
HFO:	0,00045 t/t
Methane (natural gas):	0,243 m ³ /t
Others:	0,0 t/t

Energy consumption of fuels for clinker production at the Gubbio plant per ton of cement produced at the Ravenna plant.

(Source: Company data referring to clinker used at the Ravenna plant)



Recycled material is not a main input to, or output from, the product system. Recycled material inputs contribute less than 10% to the GWP-GHG results of modules A1-A3.

Infrastructure/capital goods are not relevant.

Climate impact in kg CO ₂ eq./kWh using the GWP-GHG indicator	Ton produced	Electricity Consumption kW/ton	Total Electricity Consumption kW	Electricity Consumption kg CO ₂ eq./kWh
Portland-composite cement CEM II/B-LL 32,5 R	47.209	34,23	1.616.091	0,653

Modules declared, geographical scope, share of primary data (in GWP-GHG results) and data variation (in GWP-GHG results):

	Product stage			Distribution/ installation stage		Use stage							End-of-life stage				Beyond product life cycle
	Raw material supply	Transport	Manufacturing	Transport	Construction installation	Use	Maintenance	Repair	Replacement	Refurbishment	Operational energy use	Operational water use	De-construction demolition	Transport	Waste processing	Disposal	Reuse-Recovery-Recycling- potential
Module	A1	A2	A3	A4	A5	B1	B2	B3	B4	B5	B6	B7	C1	C2	C3	C4	D
Modules declared	X	X	X	ND	ND	ND	ND	ND	ND	ND	ND	ND	ND	ND	ND	ND	ND
Geography	IT RER GLO	IT RER	IT														
Share of primary data	>90%					-	-	-	-	-	-	-	-	-	-	-	-
Variation – products	0%					-	-	-	-	-	-	-	-	-	-	-	-
Variation – sites	0%					-	-	-	-	-	-	-	-	-	-	-	-

Evaluation of data quality level and adopted criteria

The assessment methods used are those indicated in Annex E of the EN 15804:2012+A2:2019/AC:2021 standard. The LCA study assessed the main raw material, energy, and transport flows, and based on this assessment, the average values per module reported below were determined. This assessment includes data that, taken together, contribute to at least 80% of the results for each of the declared environmental impact indicators.

Modules	Geographical representativeness	Technical representativeness	Temporal representativeness
A1	Good	Good	Good
A2	Good	Good	Good
A3	Very good	Very good	Very good

Table E1: according to the UN Global Environmental Guidelines for LCA Database Development.

No proxy data were used to develop the LCA study.

The following additional information is required by the PCR for all processes contributing more than 10% of the GWP-GHG results for modules A1-A3.

PROCESS	SOURCE TYPE	SOURCE	REFERENCE YEAR	DATA CATEGORY	Share of primary data, of GWP-GHG results for A1-A3	99,92%
Clinker emissions	Data collected from ETS declaration	EPD owner	2024	Primary data	94,08%	A3
Electricity	Database	Ecoinvent 3.11	2024	Primary data	3,12%	A1
Thermal energy	Database	Ecoinvent 3.11	2024	Primary data	0,10%	A3
Raw materials	Database	Ecoinvent 3.11	2024	Primary data	0,14%	A1
Transportation	Database	Ecoinvent 3.11	2024	Primary data	2,49%	A2
Mapei Cement additives production	EPD	MAPEI MA.G.A. /C 167 EPD International AB S-P-05424 EPD valid until 2027-02-03	2021	Primary data	0,00%	A1
Other processes	Database	Ecoinvent 3.11 safety data sheets	2024	Secondary data	0,05%	

“The share of primary data is calculated based on GWP-GHG results. It is a simplified indicator for data quality that supports the use of more primary data, to increase the representativeness of and comparability between EPDs. Note that the indicator does not capture all relevant aspects of data quality and is not comparable across product categories.”

The EPDs used to quantify the environmental impact of Mapei additives were provided by the manufacturer as well as the safety data sheets provided by Mapei and also by the manufacturer of Mastercem.

The reported share of primary data is not associated with uncertainty, as the EPDs used as data source the share of primary data is >90%.

ENVIRONMENTAL PERFORMANCE

LCA results of the product - main environmental performance results

The estimated impact results are only relative statements, which do not indicate the endpoints of the impact categories, exceeding threshold values, safety margins and/or risks.

The company also uses alternative fuels (fuel from RDF), so their use also contributes biogenic carbon. According to the guidelines set out in paragraph 6.3.5.1 of EN 16908, CO₂ emissions from biomass fuels (secondary fuels or waste) and the biogenic carbon content of blended fuels (secondary fuels and waste) must not be included in total CO₂ emissions. The company has adopted a conservative approach by not deducting this contribution, in compliance with the legislative decrees in force in Italy.

Mandatory impact category indicators according to EN 15804

Indicator	Unit	A1-A3
GWP-total	kg CO ₂ eq.	7,24E+02
GWP-fossil	kg CO ₂ eq.	7,18E+02
GWP-biogenic	kg CO ₂ eq.	5,89E+00
GWP-luluc	kg CO ₂ eq.	9,59E-03
ODP	kg CFC 11 eq.	4,43E-06
AP	mol H ⁺ eq.	1,23E+00
EP-freshwater	kg P eq.	1,91E-03
EP-marine	kg N eq.	4,42E-01
EP-terrestrial	mol N eq.	5,12E+00
POCP	kg NMVOC eq.	1,53E+00
ADP-minerals&metals*	kg Sb eq.	3,68E-06
ADP-fossil*	MJ	3,69E+03
WDP*	m ³	1,50E+01
Acronyms	GWP-fossil = Global Warming Potential fossil fuels; GWP-biogenic = Global Warming Potential biogenic; GWP-luluc = Global Warming Potential land use and land use change; ODP = Depletion potential of the stratospheric ozone layer; AP = Acidification potential, Accumulated Exceedance; EP-freshwater = Eutrophication potential, fraction of nutrients reaching freshwater end compartment; EP-marine = Eutrophication potential, fraction of nutrients reaching marine end compartment; EP-terrestrial = Eutrophication potential, Accumulated Exceedance; POCP = Formation potential of tropospheric ozone; ADP-minerals&metals = Abiotic depletion potential for non-fossil resources; ADP-fossil = Abiotic depletion for fossil resources potential; WDP = Water (user) deprivation potential, deprivation-weighted water consumption	

* Outcomes of this environmental impact indicator should be used with caution as the uncertainty of these results is high and experience in using this indicator is limited.

Additional mandatory and voluntary impact category indicators

Indicator	Unit	A1-A3
GWP-GHG1	kg CO ₂ eq.	7,17E+02
PM	Disease incidence	7,06E-06
IRP**	kBq U235 eq	1,28E+00
ETP-fw*	CTUe	1,60E+02
HTPc*	CTUh	1,88E-08
HTPnc*	CTUh	1,39E-06
SQP	Pt Senza dimensione	4,21E+01
Acronyms	PM = Potential incidence of disease due to PM emissions; IRP = Ionizing radiation human health; ETP-fw = Potential Comparative toxic unit for ecosystem; HTPc = Potential comparative toxic unit for humans; HTPnc = Potential comparative toxic unit for humans; SQP = Potential soil quality index.	

** This impact category mainly concerns the possible impact of a low dose of ionising radiation on human health from nuclear fuel cycle. It does not consider effects due to possible nuclear accidents, occupational exposure, or effects related to the disposal of radioactive waste in underground facilities. This indicator also does not consider potential ionising radiation from soil, Radon or certain building materials.

¹ This indicator accounts for all greenhouse gases except biogenic carbon dioxide uptake and emissions and biogenic carbon stored in the product. As such, the indicator is identical to GWP-total except that the CF for biogenic CO₂ is set to zero.

Resource use indicators

Indicator	Unit	A1-A3
PERE	MJ	1,60E+01
PERM	MJ	9,47E-01
PERT	MJ	1,70E+01
PENRE	MJ	1,30E+03
PENRM	MJ	2,39E+03
PENRT	MJ	3,69E+03
SM ²	kg	3,56E+00
RSF	MJ	5,84E+03
NRSF	MJ	0,00E+00
FW	m ³	3,48E-01
Acronyms	PERE = Use of renewable primary energy excluding renewable primary energy resources used as raw materials; PERM = Use of renewable primary energy resources used as raw materials; PERT = Total use of renewable primary energy resources; PENRE = Use of non-renewable primary energy excluding non-renewable primary energy resources used as raw materials; PENRM = Use of non-renewable primary energy resources used as raw materials; PENRT = Total use of non-renewable primary energy re-sources; SM = Use of secondary material; RSF = Use of renewable secondary fuels; NRSF = Use of non-renewable secondary fuels; FW = Use of net fresh water	

Waste indicators

Indicator	Unit	A1-A3
Hazardous waste disposed	kg	2,77E+00
Non-hazardous waste disposed	kg	8,56E+01
Radioactive waste disposed	kg	9,14E-04

² The "secondary material" indicator, included among the environmental performance indicators, considers all "material recovered from previous use or from waste that replaces primary materials" (from the EN 15804 standard) that enters the product system from another product system, and not just the material contained in the product, and is therefore a complementary indicator.

Output flow indicators

Indicator	Unit	A1-A3
Components for re-use	kg	0,00E+00
Material for recycling	kg	1,09E+00
Materials for energy recovery	kg	5,00E-03
Exported energy, electricity	MJ	5,00E+00
Exported energy, thermal	MJ	4,72E-02

ADDITIONAL ENVIRONMENTAL INFORMATION

Minimum content of recycled, recovered, and by-products in the product

In accordance with the requirements of AITEC guideline (2020):

	RECYCLED PRE CONSUMER	RECYCLED POST CONSUMER	TOTAL RECYCLED	BY-PRODUCT	RECOVERED	TOTAL
	%	%	%	%	%	%
Portland-composite cement CEM II/B-LL 32,5 R	0,02	0,00	0,02	0,15	0,11	0,27

“External by-product (internal by-product equal to 0%)”.

ADDITIONAL SOCIAL AND ECONOMIC INFORMATION

Further information on this topic can be found in the "Sustainability Report", which is not subject to verification by DNV Business Assurance Italia S.r.l. and can be downloaded from the website [Cementerie Aldo Barbetti | CAB](#).

ABBREVIATIONS

Abbreviation	Definition
General Abbreviations	
EN	European Norm (Standard)
EF	Environmental Footprint
GPI	General Programme Instructions
ISO	International Organization for Standardization
CEN	European Committee for Standardization
CLC	Co-location centre
CPC	Central product classification
GHS	Globally harmonized system of classification and labelling of chemicals
GRI	Global Reporting Initiative

SVHC	Substances of Very High Concern
ND	Not Declared
GWP	Global warming potential
GWP - biogenic	Global warming potential - biogenic
GWP - luluc	Global warming potential - land use and land use change
GWP - total	land use and land use change - total
ODP	Ozone depletion potential
AP	Acidification potential
EP - freshwater	Eutrophication potential - for freshwater compartment
EP - marine	Eutrophication potential - for marine compartment
EP - terrestrial	Eutrophication potential - for terrestrial compartment
POCP	Photochemical ozone creation potential
ADPE– materials & metals	Abiotic depletion potential
ADPF - fossil	Abiotic depletion potential - fossil
WDP	Water deprivation potential Water deprivation potential
GWP - GHG	Global warming potential- accounts for all greenhouse gases except biogenic CO2 uptake and emissions and biogenic carbon stored in the product and/or the packaging.
PM	Particulate matter
IRP	Ionizing radiation potential
ETP - fw	Ecotoxicity potential- freshwater
HTP - c	Human toxicity potential- cancer
HTP - nc	Human toxicity potential- non cancer
SQP	Index of soil quality potential.
PERE	Use of primary energy excluding renewable primary energy resources used as raw materials
PERM	Use of renewable primary energy resources used as raw Materials
PERT	Use of total use of renewable primary energy resources
PENRE	Use of non-renewable primary energy excluding non-renewable primary energy resources used as raw materials
PENRM	Use of non-renewable primary energy resources used as raw materials
PENRT	Use of total use of non-renewable primary energy resources
SM	Use of secondary materials
RSF	Use of renewable secondary fuels
NRSF	Use of non-renewable secondary fuels
FW	Use of fresh water (net)
HWD	Hazardous waste disposed)
NHWD	Non-hazardous waste disposed
RWD	Radioactive waste disposed
CRU	Components for re-use
MFR	Materials for recycling
MER	Materials for energy recovery
EEE	Exported energy - electrical
EET	Exported energy - thermal
SM	Use of secondary materials
RSF	Use of renewable secondary fuels
NRSF	Use of non-renewable secondary fuels
FW	Use of fresh water (net)
HWD	Hazardous waste disposed)
NHWD	Non-hazardous waste disposed
RWD	Radioactive waste disposed
CRU	Components for re-use

MFR	Materials for recycling
MER	Materials for energy recovery
EEE	Exported energy - electrical
EET	Exported energy - thermal
MJ	Megajoule
kg	Kilogram
m ³	Cubic Meter
NMVOG	Non-Methane Volatile Organic Compounds
Sb eq.	Antimony Equivalents
P eq.	Phosphorus Equivalents
N eq.	Nitrogen Equivalents
CFC-11 eq.	Chlorofluorocarbon-11 Equivalents
CO ₂ eq.	Carbon Dioxide Equivalents
kg C	Kilograms of Carbon
kg CO ₂ eq.	Kilograms of Carbon Dioxide Equivalent
NA	Not applicable

REFERENCES

General Programme Instructions of the International EPD System, version 5.0.1.

PCR 2019:14. Construction products. Version 2.0.1

C-PCR-001 version:2024-04-30 cement & building lime (EN16908:2017+A1:2022) UN CPC code 374

LCA: "Analisi del ciclo di vita produzione di cementi sfusi nei siti produttivi di Gubbio e Ravenna" 2024 Rer.1 (15/01/2026);

ISO 14020:2000 Environmental labels and declarations - General principles;

EN 15804:2012+A2:2019/AC:2021 Sustainability of construction works - Environmental Product Declarations - Core rules for the product category of construction products;

EN 16908:2017+A1:2022 Cement and building lime - Environmental product declarations - Product Category Rules complementary to EN 15804.

EN 197-1:2011 Cement - Part 1: Composition, specifications and conformity criteria for common cements

EN 15942; 2021 Sostenibilità delle costruzioni - Dichiarazioni ambientali di prodotto - Modelli di comunicazione azienda verso azienda (B2B).

Ecoinvent, 2023. Swiss Centre for Life Cycle Assessment, v 3.11-EN15804 (www.ecoinvent.ch).

Google Maps (<https://www.google.it/maps/preview>).

Sea Rates (<https://www.searates.com/it/>).

Eurostat 2022 (Product - Eurostat (europa.eu)).

EPD MA.G.A. /C 167 EPD International AB S-P-05424 EPD valid until 2027-02-03

EPD MA.P.E. /S 520 EPD International AB S-P-05425 valid until 2027-02-03

Mapei MA.P.E. S 547 safety data sheet: 14/06/2022 – rev.3

Mapei MA.P.E./S 577 B safety data sheet: 08/01/2025 – rev.1

Mapei MA.G.A._C 202 safety data sheet: 12/12/2022 – rev.4

MasterCem ES 2155 safety data sheet # 000000527798: 15/04/2024 – rev.1.1

VERSION HISTORY

Original Version of the EPD, 2025-12-06

